

TRACKMAN
UNLEASH YOUR POTENTIAL

FILIPPO Z
24/01/2024

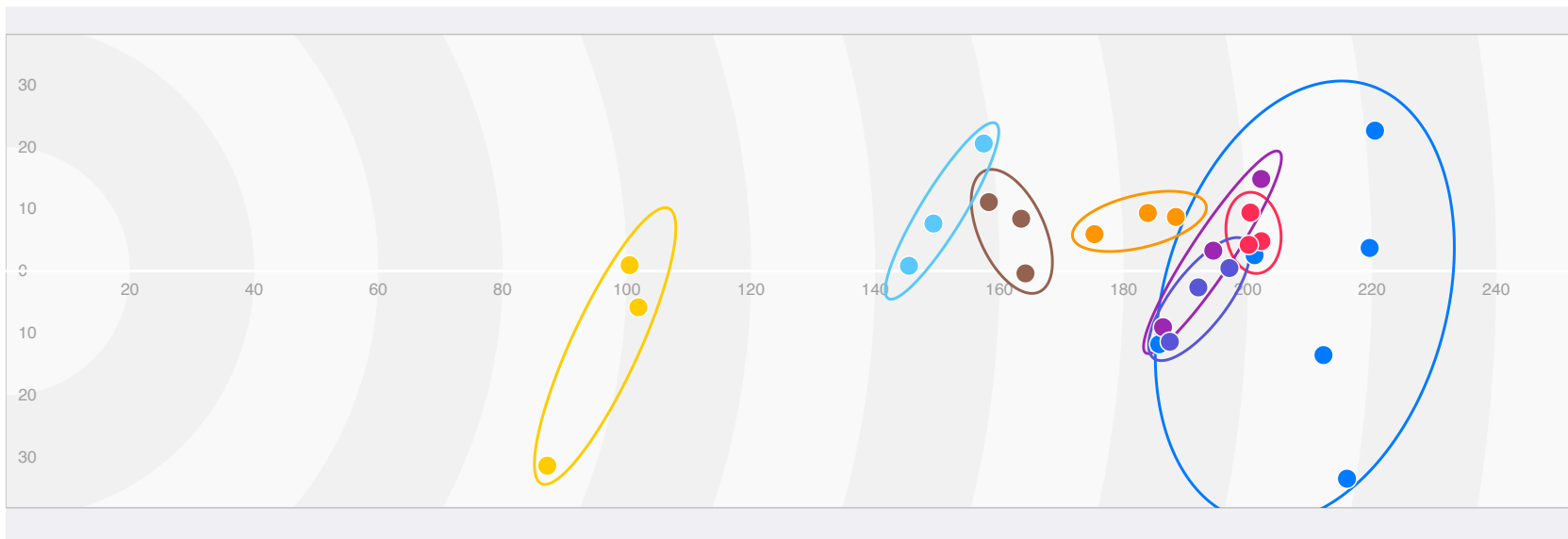
TRACKMAN REPORT



Filippo Distances - part 2

Matthew Parry

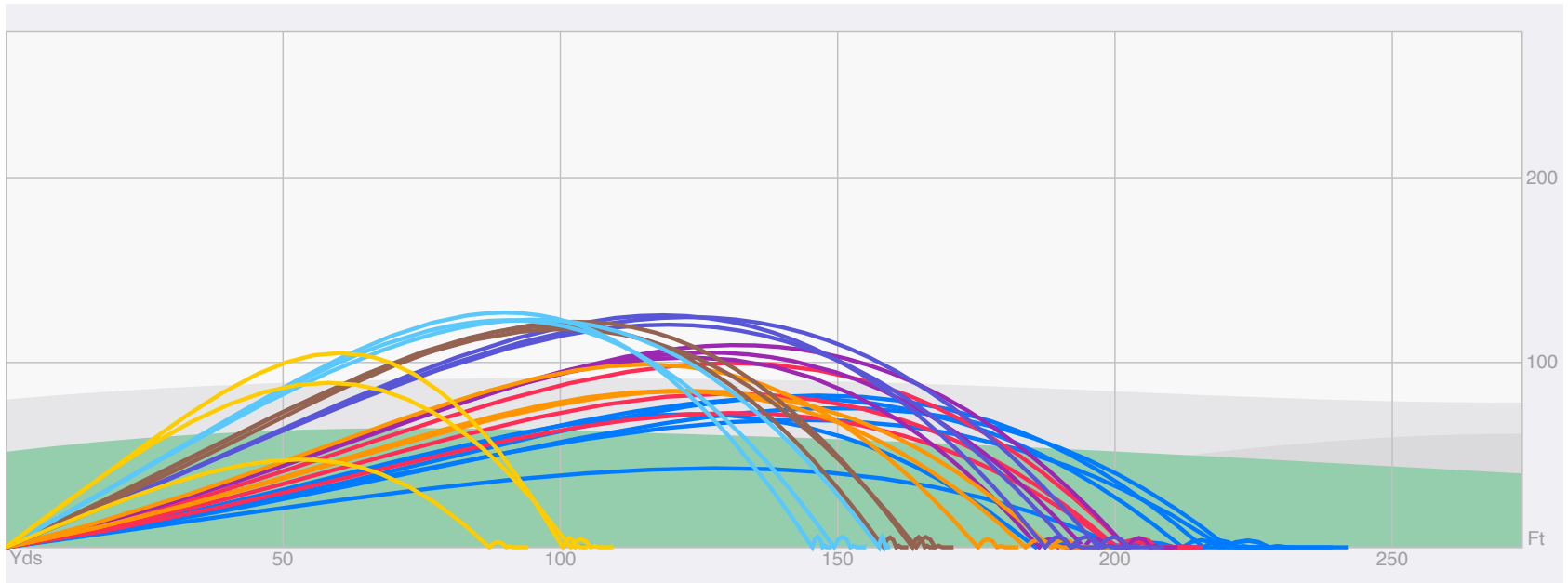
DISPERSION









LEGENDS

● 4Iron	☺ 6
● 5Iron	☺ 3
● 6Iron	☺ 3
● 7Iron	☺ 3
● 8Iron	☺ 3
● 9Iron	☺ 3
● PitchingWedge	☺ 3
● 58Wedge	☺ 3








TRAJECTORY



4i 4Iron												
			Carry	Club Path	Attack Ang.	Face To Path	Face Ang.	Swing Pl.	Ball Speed	Club Speed	Total	Height
Yds/Ft, Mph			<i>Yds</i>	<i>Deg</i>	<i>Deg</i>	<i>Deg</i>	<i>Deg</i>	<i>Deg</i>	<i>Mph</i>	<i>Mph</i>	<i>Yds</i>	<i>Ft</i>
1.			221.6	5.4	-5.4	-2.2	3.2	57.0	145.0	101.8	240.8	75
2.			219.6	6.6	-6.4	-0.8	5.8	57.4	147.0	102.0	242.1	69
3.			201.1	7.4	-7.8	-3.9	3.5	57.6	140.6	103.6	232.6	43
4.			186.1	7.4	-5.8	-0.9	6.5	61.1	131.2	102.8	200.3	72
5.			218.5	5.8	-6.8	2.5	8.3	55.7	147.8	102.4	233.4	82
6.			212.6	7.2	-5.8	-0.7	6.5	62.8	145.1	104.0	228.9	81
Average			209.9	6.6	-6.3	-1.0	5.6	58.6	142.8	102.8	229.7	70
Consistency			12.6	0.8	0.8	1.9	1.8	2.5	5.7	0.8	13.9	13









5i 5Iron												
			Carry	Club Path	Attack Ang.	Face To Path	Face Ang.	Swing Pl.	Ball Speed	Club Speed	Total	Height
Yds/Ft, Mph			<i>Yds</i>	<i>Deg</i>	<i>Deg</i>	<i>Deg</i>	<i>Deg</i>	<i>Deg</i>	<i>Mph</i>	<i>Mph</i>	<i>Yds</i>	<i>Ft</i>
1.  			202.2	4.4	-7.0	1.5	5.9	59.9	138.8	100.0	214.0	100
2.  			200.6	7.2	-6.8	-0.4	6.8	56.9	141.3	100.5	215.0	83
3.  			200.2	6.8	-7.6	-3.7	3.1	58.0	141.6	101.1	216.0	73
Average			201.0	6.1	-7.1	-0.9	5.3	58.3	140.6	100.5	215.0	85
Consistency			0.9	1.2	0.3	2.2	1.6	1.2	1.3	0.5	0.8	11

6i 6Iron												
		Carry	Club Path	Attack Ang.	Face To Path	Face Ang.	Swing Pl.	Ball Speed	Club Speed	Total	Height	
Yds/Ft, Mph		<i>Yds</i>	<i>Deg</i>	<i>Deg</i>	<i>Deg</i>	<i>Deg</i>	<i>Deg</i>	<i>Mph</i>	<i>Mph</i>	<i>Yds</i>	<i>Ft</i>	
1.	 	186.6	5.4	-6.8	-1.5	3.9	59.9	136.3	99.1	193.8	103	
2.	 	194.5	6.0	-6.8	0.2	6.2	59.9	138.8	100.0	202.9	105	
3.	 	202.7	7.6	-5.4	-3.5	4.1	60.7	140.3	100.5	212.0	109	
Average			194.6	6.3	-6.3	-1.6	4.8	60.1	138.5	99.8	202.9	106
Consistency		6.6	0.9	0.7	1.5	1.1	0.4	1.7	0.6	7.4	3	

7i 7Iron												
			Carry	Club Path	Attack Ang.	Face To Path	Face Ang.	Swing Pl.	Ball Speed	Club Speed	Total	Height
Yds/Ft, Mph			<i>Yds</i>	<i>Deg</i>	<i>Deg</i>	<i>Deg</i>	<i>Deg</i>	<i>Deg</i>	<i>Mph</i>	<i>Mph</i>	<i>Yds</i>	<i>Ft</i>
1.  			175.4	3.6	-8.2	-2.7	0.9	61.9	131.5	96.5	182.7	99
2.  			188.6	5.8	-8.4	-6.0	-0.2	61.4	134.0	96.7	199.3	85
3.  			184.1	4.0	-8.4	-3.1	0.9	60.1	133.0	99.4	194.8	85
Average 			182.7	4.5	-8.3	-3.9	0.5	61.1	132.8	97.6	192.3	89
Consistency			5.5	1.0	0.1	1.5	0.5	0.7	1.0	1.3	7.0	7

8i 8Iron												
			Carry	Club Path	Attack Ang.	Face To Path	Face Ang.	Swing Pl.	Ball Speed	Club Speed	Total	Height
Yds/Ft, Mph			<i>Yds</i>	<i>Deg</i>	<i>Deg</i>	<i>Deg</i>	<i>Deg</i>	<i>Deg</i>	<i>Mph</i>	<i>Mph</i>	<i>Yds</i>	<i>Ft</i>
1.			197.0	7.6	-7.0	-5.1	2.5	62.5	128.3	96.6	208.9	125
2.			192.0	7.4	-7.6	-0.7	6.7	63.8	123.8	96.4	204.5	120
3.			187.8	7.0	-7.8	-2.0	5.0	64.3	125.8	95.9	197.8	125
Average			192.3	7.3	-7.5	-2.6	4.7	63.5	126.0	96.3	203.7	123
Consistency			3.8	0.2	0.3	1.8	1.7	0.8	1.8	0.3	4.6	2

9i 9Iron												
			Carry	Club Path	Attack Ang.	Face To Path	Face Ang.	Swing Pl.	Ball Speed	Club Speed	Total	Height
Yds/Ft, Mph			<i>Yds</i>	<i>Deg</i>	<i>Deg</i>	<i>Deg</i>	<i>Deg</i>	<i>Deg</i>	<i>Mph</i>	<i>Mph</i>	<i>Yds</i>	<i>Ft</i>
1.			163.7	7.2	-7.6	-4.1	3.1	64.2	119.3	93.4	168.0	122
2.			158.7	5.8	-6.8	0.3	6.1	63.0	116.9	94.5	163.2	120
3.			164.2	2.4	-6.8	0.2	2.6	61.7	117.4	95.1	170.9	118
Average			162.2	5.1	-7.1	-1.2	3.9	63.0	117.8	94.3	167.4	120
Consistency			2.5	2.0	0.4	2.1	1.5	1.0	1.0	0.7	3.2	2

 PitchingWedge												
			Carry	Club Path	Attack Ang.	Face To Path	Face Ang.	Swing Pl.	Ball Speed	Club Speed	Total	Height
Yds/Ft, Mph			<i>Yds</i>	<i>Deg</i>	<i>Deg</i>	<i>Deg</i>	<i>Deg</i>	<i>Deg</i>	<i>Mph</i>	<i>Mph</i>	<i>Yds</i>	<i>Ft</i>
1.  			149.6	6.4	-6.4	-3.3	3.1	61.9	108.7	90.0	155.4	123
2.  			158.8	8.4	-7.6	-	-	65.0	112.3	91.2	160.9	123
3.  			145.4	6.6	-6.8	-2.7	3.9	65.4	109.2	92.5	148.9	127
Average 			151.3	7.1	-6.9	-3.0	3.5	64.1	110.1	91.2	155.0	124
Consistency			5.6	0.9	0.5	0.3	0.4	1.5	1.6	1.0	4.9	2

58Wedge												
			Carry	Club Path	Attack Ang.	Face To Path	Face Ang.	Swing Pl.	Ball Speed	Club Speed	Total	Height
Yds/Ft, Mph			<i>Yds</i>	<i>Deg</i>	<i>Deg</i>	<i>Deg</i>	<i>Deg</i>	<i>Deg</i>	<i>Mph</i>	<i>Mph</i>	<i>Yds</i>	<i>Ft</i>
1.			92.7	4.8	-8.2	10.3	15.1	64.2	83.3	85.2	100.2	47
2.			102.0	6.4	-7.4	-5.0	1.4	66.7	81.5	86.9	109.7	89
3.			100.5	7.4	-6.6	-4.1	3.3	65.9	85.9	89.2	104.9	105
Average			98.4	6.2	-7.4	0.4	6.6	65.6	83.6	87.1	105.0	81
Consistency			4.1	1.1	0.7	7.0	6.1	1.0	1.8	1.6	3.9	24

